

Investment Holdings

Growth Fund, Balanced Fund and Income Fund

31 March 2021



Christian KiwiSaver Scheme is invested in a manner that we believe is consistent with universally accepted Christian values, recognising that economic decisions involve ethical choices.

The Scheme's manager, Anglican Financial Care, first formalised an ethical investment policy in 2002 and prior to that we applied Christian values to where funds were invested. A copy of the current ethical investment policy is available at www.christiankiwisaver.nz/documents/.

Our ethical investment policy is not static, it's something that is continually evolving as our world changes. Christian KiwiSaver Scheme is also the only KiwiSaver that aligns its investment activity intentionally with Christian values. Under our policy we are:

- positive investors
- selective about what we invest in
- supportive of ethical behaviour
- proactive.

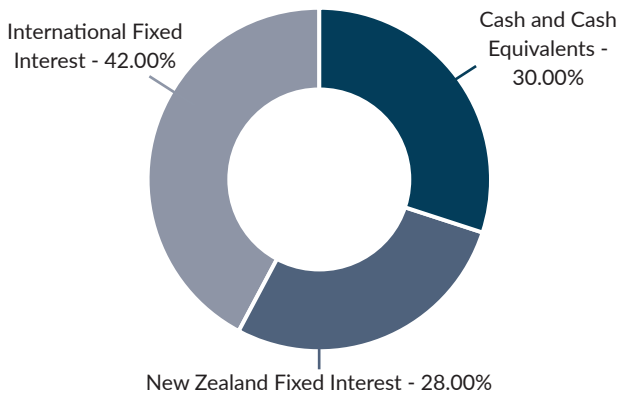
Members are offered a choice of three funds – the Income Fund, Balanced Fund and Growth Fund. The target asset mix for each fund is:

Asset class	Target Investment Mix		
	Income Fund	Balanced Fund	Growth Fund
Cash and Cash Equivalents	30%	10%	5%
New Zealand Fixed Interest	35%	20%	10%
International Fixed Interest	35%	20%	10%
Income assets	100%	50%	25%
Australasian Equities		15%	25%
International Equities		30%	40%
Other - Alternative Investments ¹		5%	10%
Growth assets		50%	75%
Total	100%	100%	100%

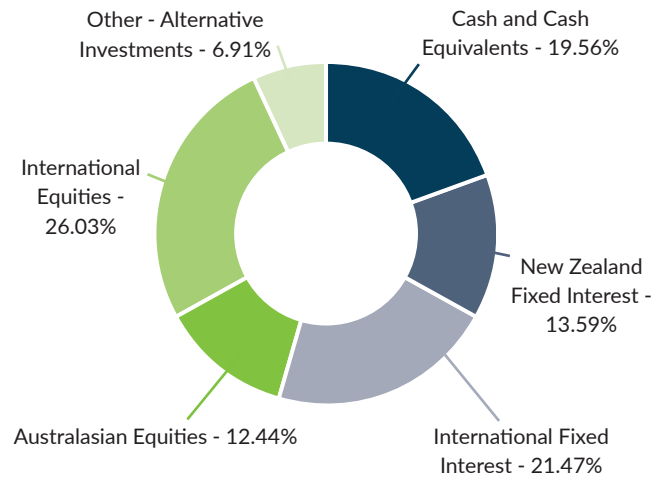
1 Private equity investments, forests and forest land.

Actual Investment Mix

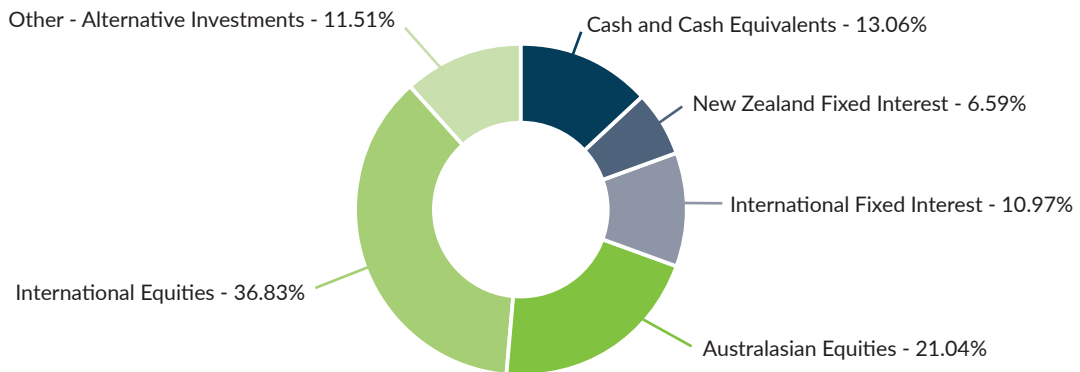
Income Fund



Balanced Fund



Growth Fund



Disclaimer:

This document has been prepared by the Scheme's manager, Anglican Financial Care. It lists the investment holdings in the Scheme's Income Fund, Balanced Fund and Growth Fund as at 31 March 2021. The investment holdings listed in this document are based on information we believe to be accurate at that date however the actual investments may have since changed. For more information about the Funds please refer to the Product Disclosure Statement or the annual Fund Updates, which are available at www.christiankiwisaver.nz.

Published by The New Zealand Anglican Church Pension Board trading as Anglican Financial Care
 PO Box 12-287 Thorndon Wellington 6144 | info@christiankiwisaver.nz | www.christiankiwisaver.nz
 17 May 2021

Cash and Cash Equivalents		Income Fund	Balanced Fund	Growth Fund
BNZ Term Deposits	Various	13.82%	9.01%	6.01%
ASB Term Deposits	Various	9.50%	6.20%	4.14%
Bank Deposits		5.45%	3.55%	2.37%
ANZ Term Deposits	Various	1.19%	0.78%	0.52%
Hedging and other miscellaneous		0.03%	0.02%	0.01%
		30.00%	19.56%	13.06%

New Zealand Fixed Interest		Income Fund	Balanced Fund	Growth Fund
NZ Residential Mortgages		21.01%	10.20%	4.95%
NZ Government Stock - 15/04/27		1.10%	0.53%	0.26%
Local Govt Funding Agency - 15/04/24		0.95%	0.46%	0.22%
NZ Government Inflation Index Bond - 20/09/25		0.91%	0.44%	0.21%
Auckland Council - 10/07/25		0.65%	0.32%	0.15%
NZ Government Stock - 20/04/29		0.51%	0.25%	0.12%
Housing New Zealand - 05/10/26		0.47%	0.23%	0.11%
Westpac New Zealand Ltd - 24/02/26		0.45%	0.22%	0.10%
NZ Government Stock - 15/05/26		0.44%	0.21%	0.10%
Local Govt Funding Agency - 20/04/29		0.44%	0.21%	0.10%
Mercury NZ Ltd Bonds - 14/09/27		0.43%	0.21%	0.10%
BNZ Fixed Rate Notes - 15/06/23		0.39%	0.19%	0.09%
Housing New Zealand - 12/06/23		0.19%	0.09%	0.05%
Precinct Properties - 17/12/21		0.02%	0.01%	0.01%
Contact Energy Bonds - 15/11/21		0.02%	0.01%	0.01%
Auckland Council - 25/03/24		0.02%	0.01%	0.00%
		28.00%	13.59%	6.59%

International Fixed Interest		Income Fund	Balanced Fund	Growth Fund
Pimco Global Bond ESG Fund		26.21%	13.40%	6.85%
Legg Mason Brandywine GOFI		8.16%	4.17%	2.13%
Pimco GIS Global Bond Fund		7.62%	3.90%	1.99%
		42.00%	21.47%	10.97%

Australasian Equities		Income Fund	Balanced Fund	Growth Fund
Mainfreight	New Zealand	0.00%	0.70%	1.18%
Fisher & Paykel Healthcare	New Zealand	0.00%	0.65%	1.09%
MacQuarie Group	Australia	0.00%	0.60%	1.01%
BHP Billiton Ltd (Australia)	Australia	0.00%	0.45%	0.77%
Spark NZ	New Zealand	0.00%	0.45%	0.76%
Port of Tauranga	New Zealand	0.00%	0.44%	0.74%
Rio Tinto	Australia	0.00%	0.43%	0.73%
Infratil Ltd	New Zealand	0.00%	0.43%	0.73%
Ryman Healthcare	New Zealand	0.00%	0.41%	0.69%
Summerset Group Holdings	New Zealand	0.00%	0.41%	0.69%
Ebos Group	New Zealand	0.00%	0.40%	0.67%
CSL Ltd	Australia	0.00%	0.35%	0.60%
Wesfarmers	Australia	0.00%	0.35%	0.60%
Mercury NZ	New Zealand	0.00%	0.34%	0.58%
Delegats Group	New Zealand	0.00%	0.34%	0.57%
Commonwealth Bank of Australia	Australia	0.00%	0.34%	0.57%
Sonic Healthcare	Australia	0.00%	0.27%	0.46%
Freightways	New Zealand	0.00%	0.27%	0.45%
Northern Star Resources	Australia	0.00%	0.26%	0.45%
Washington H Soul Pattinson and Company	Australia	0.00%	0.25%	0.42%
Meridian Energy	New Zealand	0.00%	0.23%	0.38%
Coles Group	Australia	0.00%	0.22%	0.38%
Precinct Property NZ	New Zealand	0.00%	0.22%	0.37%
Contact Energy	New Zealand	0.00%	0.22%	0.37%
Dexus	Australia	0.00%	0.22%	0.37%
Computershare Limited	Australia	0.00%	0.21%	0.35%
Bunnings Warehouse Property Trust	Australia	0.00%	0.20%	0.33%
Ramsay Health Care Ltd	Australia	0.00%	0.19%	0.32%
Skellerup Holdings	New Zealand	0.00%	0.19%	0.31%
Fletcher Building	New Zealand	0.00%	0.17%	0.28%
Scales Corporation	New Zealand	0.00%	0.16%	0.26%
Lendlease Group Trust Units	Australia	0.00%	0.14%	0.23%
Westpac Banking Corporation	Australia	0.00%	0.14%	0.23%
Transurban Group	Australia	0.00%	0.13%	0.22%

Costa Group	Australia	0.00%	0.13%	0.22%
Auckland International Airport	New Zealand	0.00%	0.13%	0.22%
ANZ Banking Group	Australia	0.00%	0.13%	0.21%
Woodside Petroleum	Australia	0.00%	0.12%	0.21%
Origin Energy	Australia	0.00%	0.12%	0.20%
CSR Limited	Australia	0.00%	0.11%	0.19%
Amcor Ltd	Australia	0.00%	0.11%	0.19%
The a2 Milk Company	New Zealand	0.00%	0.10%	0.18%
Kiwi Property Group Limited	New Zealand	0.00%	0.10%	0.17%
Bega Cheese	Australia	0.00%	0.10%	0.16%
Mirrabooka Investments	Australia	0.00%	0.07%	0.13%
Synlait Milk Limited	New Zealand	0.00%	0.07%	0.12%
Hedging and other miscellaneous		0.00%	0.07%	0.12%
Vital Healthcare Property Trust	New Zealand	0.00%	0.06%	0.10%
Alumina	Australia	0.00%	0.06%	0.10%
Vicinity Centres	Australia	0.00%	0.05%	0.09%
New Zealand King Salmon	New Zealand	0.00%	0.05%	0.09%
Foley Wines	New Zealand	0.00%	0.05%	0.08%
Mirrabooka New	Australia	0.00%	0.03%	0.06%
Kathmandu Holdings	New Zealand	0.00%	0.02%	0.04%
		0.00%	12.44%	21.04%

International Equities		Income Fund	Balanced Fund	Growth Fund
Apple Computer	United States	0.00%	1.49%	2.11%
Microsoft	United States	0.00%	1.07%	1.51%
Amazon.Com Inc	United States	0.00%	0.80%	1.13%
Mastercard Inc	United States	0.00%	0.52%	0.74%
Home Depot Inc	United States	0.00%	0.51%	0.72%
Alphabet Inc Cl C	United States	0.00%	0.45%	0.64%
JPMorgan Chase & Co	United States	0.00%	0.45%	0.64%
Facebook Inc-A	United States	0.00%	0.43%	0.61%
Alphabet Inc Cl A	United States	0.00%	0.42%	0.60%
Danaher Corp	United States	0.00%	0.41%	0.58%
Linde Plc EUR	Europe	0.00%	0.41%	0.58%
Thermo Fisher Scientific Inc	United States	0.00%	0.41%	0.58%
Abbott Laboratories	United States	0.00%	0.40%	0.56%

Caterpillar	United States	0.00%	0.39%	0.56%
Visa Inc	United States	0.00%	0.39%	0.55%
Agilent Technologies Inc	United States	0.00%	0.36%	0.51%
Relx	United Kingdom	0.00%	0.35%	0.49%
Bank of America	United States	0.00%	0.32%	0.45%
Nestle SA	Europe	0.00%	0.32%	0.45%
Schneider Electric Se	Europe	0.00%	0.32%	0.45%
Iberdrola Sa	Europe	0.00%	0.31%	0.44%
Eaton Corp	United States	0.00%	0.31%	0.44%
Toyota Motor Corp	Japan	0.00%	0.31%	0.44%
Accenture Plc Cl A	United States	0.00%	0.31%	0.43%
Illinois Tool Works	United States	0.00%	0.31%	0.43%
Unitedhealth Group Inc	United States	0.00%	0.30%	0.42%
Pepsico	United States	0.00%	0.30%	0.42%
Hedging and other miscellaneous		0.00%	0.30%	0.42%
Enbridge Inc	Canada	0.00%	0.29%	0.41%
Comcast Corp A	United States	0.00%	0.29%	0.40%
Walt Disney Holdings	United States	0.00%	0.28%	0.40%
Johnson & Johnson	United States	0.00%	0.28%	0.40%
Procter & Gamble	United States	0.00%	0.27%	0.38%
Royal Bank of Canada	Canada	0.00%	0.27%	0.38%
Roche Holdings ADR	Europe	0.00%	0.27%	0.38%
Berkshire Hathaway B	United States	0.00%	0.26%	0.37%
Rockwell Automation Inc	United States	0.00%	0.26%	0.37%
Starbucks	United States	0.00%	0.26%	0.37%
Xcel Energy Inc	United States	0.00%	0.26%	0.36%
Intel Corp	United States	0.00%	0.26%	0.36%
Medtronic plc	United States	0.00%	0.25%	0.36%
Rio Tinto	United Kingdom	0.00%	0.25%	0.36%
Amgen Inc	United States	0.00%	0.24%	0.34%
Novartis AG ADR	Europe	0.00%	0.23%	0.33%
Truist Financial Corp	United States	0.00%	0.23%	0.33%
CMS Energy Corp	United States	0.00%	0.23%	0.32%
Cisco Systems	United States	0.00%	0.23%	0.32%
Citigroup	United States	0.00%	0.22%	0.32%
Dte Energy Company	United States	0.00%	0.22%	0.32%

Stanley Black & Decker Inc	United States	0.00%	0.22%	0.31%
US Bancorp	United States	0.00%	0.22%	0.31%
L'Oreal	Europe	0.00%	0.22%	0.31%
Oracle Corp	United States	0.00%	0.21%	0.30%
Marsh & McLennan Cos	United States	0.00%	0.21%	0.29%
Saint Gobain	Europe	0.00%	0.21%	0.29%
Daimler Ag - Registered Shares	Europe	0.00%	0.20%	0.28%
BHP Billiton Ltd ADR	Trans-Tasman	0.00%	0.20%	0.28%
Coca Cola	United States	0.00%	0.20%	0.28%
Merck & Co Inc	United States	0.00%	0.20%	0.28%
PNC Financial Services Group	United States	0.00%	0.20%	0.28%
Pfizer Inc	United States	0.00%	0.20%	0.28%
Hitachi Ltd	Japan	0.00%	0.19%	0.28%
Abbvie Inc	United States	0.00%	0.19%	0.26%
Siemens Ag-Reg	Europe	0.00%	0.17%	0.25%
SAP Se	Europe	0.00%	0.17%	0.24%
Wells Fargo & Co	United States	0.00%	0.16%	0.23%
Kubota Corp	Japan	0.00%	0.16%	0.23%
3M Co	United States	0.00%	0.16%	0.23%
Welltower Inc	United States	0.00%	0.16%	0.23%
Bunzl	United Kingdom	0.00%	0.16%	0.23%
BASF Se	Europe	0.00%	0.16%	0.22%
Total SA	Europe	0.00%	0.15%	0.22%
Mitsui Fudosan Co Ltd	Japan	0.00%	0.15%	0.22%
Neste Oil	Europe	0.00%	0.15%	0.22%
Bayerische Motoren Werke Ag	Europe	0.00%	0.15%	0.21%
Ventas Inc	United States	0.00%	0.15%	0.21%
Commonwealth Bank of Australia	Trans-Tasman	0.00%	0.14%	0.21%
GlaxoSmithKline plc ADR	United Kingdom	0.00%	0.14%	0.20%
Verizon Communications	United States	0.00%	0.14%	0.20%
National Grid	United Kingdom	0.00%	0.14%	0.19%
United Utilities Group	United Kingdom	0.00%	0.13%	0.19%
IBM	United States	0.00%	0.13%	0.19%
HealthPeak Properties Inc	United States	0.00%	0.13%	0.19%
Tokio Marine Holdings	Japan	0.00%	0.13%	0.18%
Unilever plc	United Kingdom	0.00%	0.13%	0.18%

Sumitomo Mitsui	Japan	0.00%	0.13%	0.18%
Reckitt Benckiser Group	United Kingdom	0.00%	0.12%	0.18%
Prudential Financial Inc	United States	0.00%	0.12%	0.17%
HSBC Holdings plc ADR	United Kingdom	0.00%	0.11%	0.16%
AT&T	United States	0.00%	0.10%	0.15%
Aust and NZ Banking Group	Trans-Tasman	0.00%	0.10%	0.14%
Westpac Banking Corp	Trans-Tasman	0.00%	0.10%	0.14%
National Australia Bank Ltd	Trans-Tasman	0.00%	0.10%	0.14%
Mitsubishi UFJ Financial	Japan	0.00%	0.09%	0.13%
Melrose Industrial plc	United Kingdom	0.00%	0.09%	0.13%
Hess Corp	United States	0.00%	0.09%	0.13%
Galp Energia	Europe	0.00%	0.09%	0.13%
General Electric	United States	0.00%	0.09%	0.13%
Lundin Energy AB	Europe	0.00%	0.09%	0.12%
WPP plc	United Kingdom	0.00%	0.08%	0.12%
Banco Santander SA	Europe	0.00%	0.07%	0.10%
Bayer AG	Europe	0.00%	0.07%	0.10%
Bristol-Myers Squibb	United States	0.00%	0.06%	0.08%
Telefonica Sa	Europe	0.00%	0.06%	0.08%
Oil Search Ltd	Trans-Tasman	0.00%	0.03%	0.04%
Siemens Energy	Europe	0.00%	0.02%	0.03%
Phillips 66	United States	0.00%	0.01%	0.02%
Occidental Petroleum Corp	United States	0.00%	0.01%	0.01%
Valero Energy Corp	United States	0.00%	0.00%	0.01%
Halliburton Co	United States	0.00%	0.00%	0.01%
International Petroleum Corp	Canada	0.00%	0.00%	0.00%
Wabtec Inc	United States	0.00%	0.00%	0.00%
Diamondback Energy Inc	United States	0.00%	0.00%	0.00%
Park Hotels & Resorts	United States	0.00%	0.00%	0.00%
Kinder Morgan Inc	United States	0.00%	0.00%	0.00%
Equitrans Midstream Corp	United States	0.00%	0.00%	0.00%
ExxonMobil	United States	0.00%	0.00%	0.00%
Ampol Limited	Trans-Tasman	0.00%	0.00%	0.00%
Baker Hughes Company	United States	0.00%	0.00%	0.00%
Occidental Warrants	United States	0.00%	0.00%	0.00%
		0.00%	26.03%	36.83%

Other - Alternative Investments		Income Fund	Balanced Fund	Growth fund
Crown Global Opportunities VI plc Fund	Private Equity	0.00%	2.19%	3.65%
Hawkes Bay Forest and Carbon Units	Forestry	0.00%	1.78%	2.97%
Crown Global Opportunities VII plc	Private Equity	0.00%	0.87%	1.45%
Direct Capital V LP	Private Equity	0.00%	0.84%	1.40%
Robecosam Smart Energy Equities Fund	Smart Energy	0.00%	0.71%	1.18%
Direct Capital VI LP	Private Equity	0.00%	0.25%	0.42%
Pencarrow IV Investment Fund LP	Private Equity	0.00%	0.20%	0.33%
Direct Capital IV	Private Equity	0.00%	0.04%	0.07%
Hedging and other miscellaneous		0.00%	0.02%	0.03%
		0.00%	6.91%	11.51%

	Income Fund	Balanced Fund	Growth fund
Total	100.00%	100.00%	100.00%

