

***Fund Update***

**Growth Fund**

**For the year ended 31 March 2018**

# *Christian KiwiSaver Scheme*

## **Contents**

<b>What is the purpose of this update?</b>	<b>3</b>
<b>Description of this fund</b>	<b>3</b>
<b>What are the risks of investing?</b>	<b>3</b>
<b>How has the fund performed?</b>	<b>4</b>
<b>What fees are investors charged?</b>	<b>5</b>
<b>Example of how this applies to an investor</b>	<b>5</b>
<b>What does the fund invest in?</b>	<b>5</b>
<b>Key personnel</b>	<b>7</b>
<b>Further information</b>	<b>7</b>
<b>Notes</b>	<b>7</b>

*Ethical at heart* 

This fund update was first made publicly available on 29 June 2018.

## What is the purpose of this update?

This document tells you how the Christian KiwiSaver Scheme Growth Fund (the “Fund”) has performed and what fees were charged. The document will help you to compare the Fund with other funds. The New Zealand Anglican Church Pension Board prepared this update in accordance with the Financial Markets Conduct Act 2013.

This information is not audited and may be updated.


## Description of this fund

The Fund invests mainly in growth assets such as equities and alternative assets. It has a small exposure to fixed interest, mortgages and cash. It is designed to have a medium to high risk profile and to appeal to investors with a long term investment horizon.

Total value of the Fund:	\$10,552,246
Number of investors in the Fund:	636
The date the Fund started:	20 July 2007

## What are the risks of investing?

Risk indicator for the Fund:



The risk indicator is rated from 1 (low) to 7 (high). The rating reflects how much the value of the Fund’s assets goes up and down. A higher risk generally means higher potential returns over time, but more ups and downs along the way.

To help you clarify your own attitude to risk, you can seek financial advice or work out your risk profile at [www.sorted.org.nz/tools/investor-kickstarter](http://www.sorted.org.nz/tools/investor-kickstarter).

Note that even the lowest category does not mean a risk-free investment, and there are other risks that are not captured by this rating.

This risk indicator is not a guarantee of a fund’s future performance. The risk indicator is based on the returns data for the past 5 years. While risk indicators are usually relatively stable, they do shift from time to time. The risk indicator will continue to be updated in future fund updates.

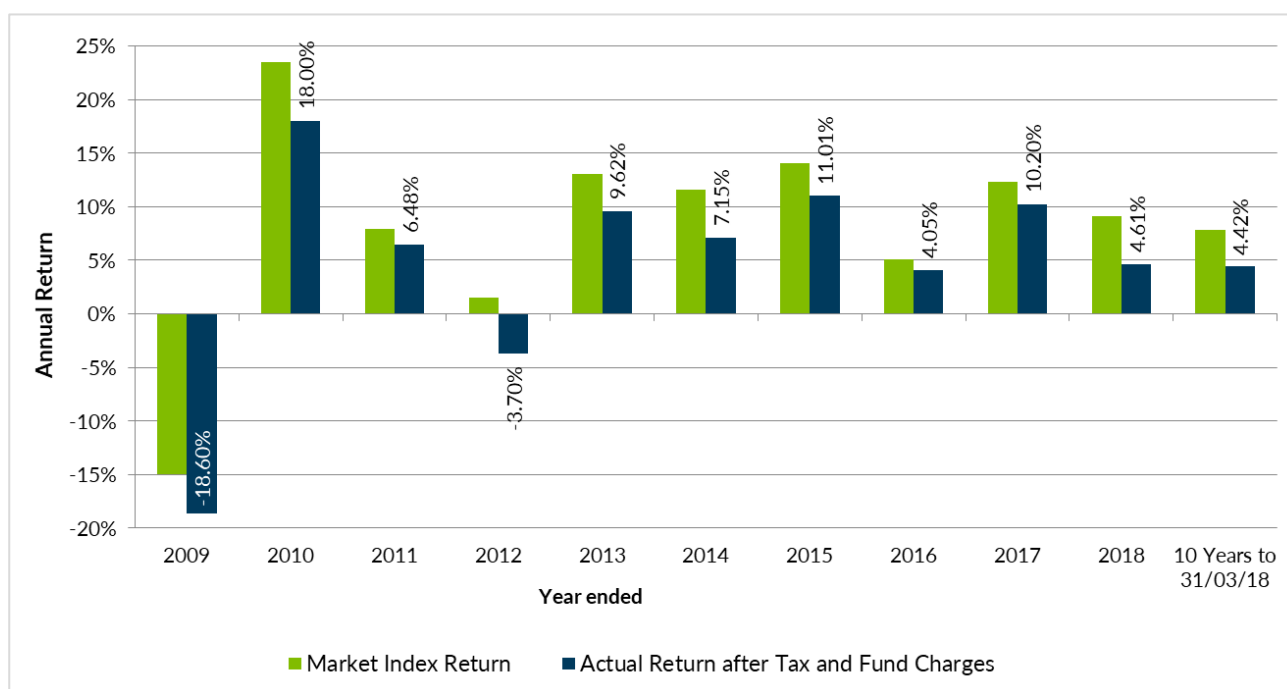
See the product disclosure statement (PDS) for more information about the risks associated with investing in this fund.

## How has the fund performed?

	Average over past 5 years	Past Year
<b>Annual return</b> (after deductions for charges <sup>1</sup> and tax)	7.37%pa	4.61%
<b>Annual return</b> (after deduction for charges <sup>1</sup> but before tax)	8.05%pa	5.42%
<b>Market index annual return</b> (reflects no deduction for charges and tax)	10.39%pa	9.13%

The market index annual return is based on a composite index comprising a mix of benchmark indices. More information on the benchmark indices used for each asset class is contained in the Statement of Investment Policies and Objectives (SIPO) for the Christian KiwiSaver Scheme. A copy of the SIPO is available from [www.christiankiwisaver.nz/documents](http://www.christiankiwisaver.nz/documents) or on the offer register at the Companies Office [www.disclose-register.companiesoffice.govt.nz/](http://www.disclose-register.companiesoffice.govt.nz/) under Christian KiwiSaver Scheme.

### Annual Return Graph



This shows the return after fund charges and tax for each of the last 10 years ending 31 March. The last bar shows the average annual return for the last 10 years, up to 31 March 2018.

**Important:** This does not tell you how the fund will perform in the future.

Returns in this update are after tax at the highest prescribed investor rate (PIR) of tax for an individual New Zealand resident. Your tax may be lower.

## What fees are investors charged?

Investors in the Fund are charged fund charges. In the year to 31 March 2018 these were:

	% of net asset value
<b>Total fund charges</b>	1.60%
Which are made up of:	
<b>Total management and administration charges</b>	0.00%
Including:	
Manager's basic fee	1.60%
Other management and administration charges	0.00%
Total performance-based fees	0.00%
<b>Other Charges</b>	
Other fees and costs	0.00%

There are currently no transaction individual action fees (e.g. establishment, contribution, withdrawal, fund switching) or other fees charged.

The total annual fund charges are calculated daily as a percentage of the net asset value of the Fund.

Small differences in fees and charges can have a big impact on your investment over the long term.


## Example of how this applies to an investor

Rachel had \$10,000 in the Fund at the start of the year and did not make any further contributions. At the end of the year, Rachel received a return after fund charges and tax were deducted of \$461.26 (that's 4.61% of her initial \$10,000). Rachel did not pay any other charges. This gives Rachel a total return after tax of \$461.26 for the year.

## What does the fund invest in?

### Actual investment mix

This shows the types of assets that the Fund invests in.



\* New Zealand fixed interest includes NZ mortgages (4.21%).

\*\* 'Other' consists of Alternative Growth Assets (Forestry and Private Equity).

## Target investment mix

This shows the mix of assets that the Fund generally intends to invest in:

- Cash and cash equivalents 5.00%
- NZ fixed interest 10.00%
- International fixed interest 10.00%
- Australasian equities 25.00%
- International equities 40.00%
- Other – Alternative growth assets 10.00%

## Top 10 investments

Name	% of Fund net assets	Type	Country	Credit Rating (if applicable)
Pimco Global Bond ESG Fund	6.08%	International fixed interest	Ireland	
Legg Mason Brandywine GOFI	1.98%	International fixed interest	Ireland	
Crown Global Opportunities VI Fund	1.96%	Other	USA	
Hapua Forest and Land	1.80%	Other	NZ	
Pimco GIS Global Bond Fund	1.76%	International fixed interest	Ireland	
Pencarrow IV Investment Fund LP	1.51%	Other	NZ	
Direct Capital V LP	0.89%	Other	NZ	
Apple Computer	0.84%	International equities	USA	
Fisher & Paykel Healthcare	0.68%	Australasian equities	NZ	
Microsoft	0.67%	International equities	USA	

The top ten investments make up 18.17% of the Fund.

## Currency Hedging

Currency exposures are monitored, and adjusted as appropriate, on a weekly basis. Accordingly, the Fund will not maintain the same level of currency hedging at all times. The currency risk benchmarks and ranges for the extent to which various asset classes are hedged to the New Zealand dollar are as follows:

- Cash and cash equivalents in any sector: 100% hedged to the New Zealand dollar;
- International fixed interest sector: 100% hedged to the New Zealand dollar;
- International equities sector: 50% hedged to the New Zealand dollar with a range of 25% to 75%; and
- Alternative assets (overseas) sector: 50% hedged to the New Zealand dollar with a range of 25% to 75%.

## Key personnel

Name	Current position	Term	Previous position	Term
Ian Millard QC	Chair of Investment Committee	31 years 3 months		
Simon Brodie	Chief Investment Officer / Investment Consultant	6 years, 11 months	Portfolio Management / Strategy, Tower Asset Management	23 years
Manher Sukha	Investment Manager	3 years, 10 months		
Garry Gould	Investment Manager	6 years, 11 months	Investment Consultant to The New Zealand Anglican Church Pension Board	21 years
Mark Wilcox	Chief Executive	4 years, 5 months	Chief Financial Officer, The Co-operative Bank	4 years

## Further information

You can also obtain this information, the PDS for the Christian KiwiSaver Scheme, and some additional information from the offer register at [www.business.govt.nz/disclose](http://www.business.govt.nz/disclose).

## Notes

1. From 1 April 2017 the Fund charge is fixed at 1.6% of the net asset value invested in the Fund. Prior to this date fund charges were the recovery of our actual expenses and costs for trusteeship, administration and investment management from Fund assets, and establishment costs.
2. In addition to the above fixed fee the Manager is entitled under the trust deed to be reimbursed from the Christian KiwiSaver Scheme for other costs and expenses, such as those that are irregular or extraordinary or cannot be reasonably known or estimated.
3. The Christian KiwiSaver Scheme was formerly called the Koinonia KiwiSaver Scheme. The name changed on 15 March 2018.

